



Connecticut Innovations Snapshot

Fiscal Year-End 2015 Snapshot

\$ **45 million**

Total Transaction Dollars
(across all CI departments and programs)

 **177**

Number of Unique Companies that
Received Direct/Indirect Financial Assistance

Equity Investments

Fiscal 2015 (July 2014 - June 2015)

FUNDING ACTIVITY

\$ **20.8 million**

Equity and Risk Capital Investments



Information Technology: \$10.8 million (51%)

Bioscience: \$9.6 million (46%)

Clean Tech: \$486K (3%)

 **61**

Number of
Investments

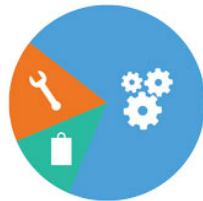
\$ **83 million**

Additional Capital
Leveraged

Debt and Specialty Finance

\$ **11.4 million**

Debt and Specialty Finance Transactions



Manufacturing: \$8 million (70%)

Service: \$1.8 million (16%)

Retail: \$1.6 million (14%)

 **18**

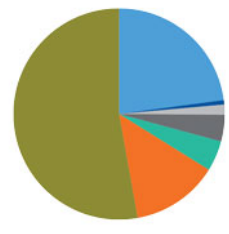
Companies
Financed

\$ **15 million**

Additional Capital
Leveraged

Innovation Programs

\$ 3.2 million Innovation Programs



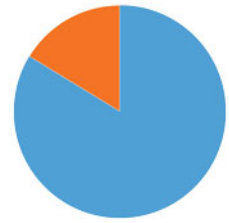
- SBIR Acceleration and Commercialization: \$737K
- Technical Services \$22K
- Small Business Innovation and Diversification Program (SBIDP) \$50K
- Entrepreneur Innovation Awards (EIA) \$131K
- Connecticut Innovation Challenge (CIC) Grants \$150K
- Technology Talent Bridge \$429K
- CTNext Partners Contracts \$1.7 million

114 Companies Funded **\$ 27 million** Additional Capital Leveraged

Early-Stage Bioscience Investments

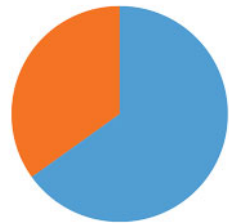
\$ 9.6 million BioInnovation Investments

DEALS FUNDED



- Regenerative Medicine Research Fund (RMRF): \$8.4 million (87.5%)
- Connecticut Bioscience Innovation Fund (CBIF): \$1.2 million (12.5%)

DEALS APPROVED



- RMRF \$11 million (65%)
- CBIF \$5.9 million (35%)

22 Number of Investments (CBIF 4 RMRF 18) **\$ 225K** Additional Capital Leveraged

OTHER INITIATIVES

\$ 7.8 million **\$ 59.4 million**

- ANGEL INVESTOR TAX CREDIT PROGRAM**
Total investments in 31 companies made by 94 angels.
- THE JACKSON LABORATORY**
Total funded in fiscal year 2015.