

# Connecticut Innovations Snapshot

First Quarter Fiscal Year 2016

**\$ 5.4 Million**

Total Transaction Dollars  
(across all CI departments  
and programs)



**57**

Number of Unique Companies  
that Received Direct/Indirect  
Financial Assistance



**\$ 20.1 Million**

Total Additional  
Capital Leveraged


## Equity Investments

First Quarter Fiscal 2016 (July 2015 - September 2015)

### FUNDING ACTIVITY

**\$ 2.4 Million**

Equity and Risk Capital Investments



Information Technology: \$1.4M (60%)

Bioscience: \$846K (36%)

Clean Tech: \$100K (4%)



**18**

Number of  
Investments



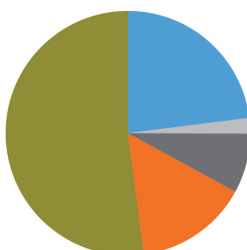
**\$ 5.9 Million**

Additional Capital  
Leveraged

## Innovation Programs

**\$ 609K**

Innovation Programs




SBIR Acceleration and Commercialization: \$140K

Small Business Innovation and Diversification Program (SBIDP) \$12.5K

Entrepreneur Innovation Awards (EIA) \$48K

Technology Talent Bridge \$91K

CTNext Partners Contracts \$317K

	43	\$	4.8 Million
Number of Investments		Additional Capital Leveraged	

## Early-Stage Bioscience Investments

\$	2.3 Million	BioInnovation Investments
----	-------------	---------------------------



Regenerative Medicine Research Fund (RMRF): \$655K (29%)

Connecticut Bioscience Innovation Fund (CBIF): \$1.6M (71%)

\*During first quarter 2016 CBIF approved \$11 Million in funding.

	3	\$	9.4 Million
Number of Investments CBIF		Additional Capital Leveraged	

## Debt and Specialty Finance

\$	99K	Debt and Specialty Finance Transactions
----	-----	---

	3	\$	35K
Number of Investments		Additional Capital Leveraged	

### OTHER INITIATIVES

\$	900K	\$	5.2 Million
ANGEL INVESTOR TAX CREDIT PROGRAM Total investments in 6 companies made by 13 angels.		THE JACKSON LABORATORY Total funded in first quarter fiscal year 2016.	