



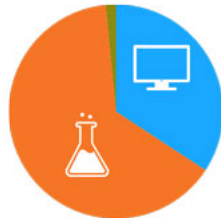
# Connecticut Innovations Snapshot

Fiscal Year-End Recap 2016



## Equity Investments

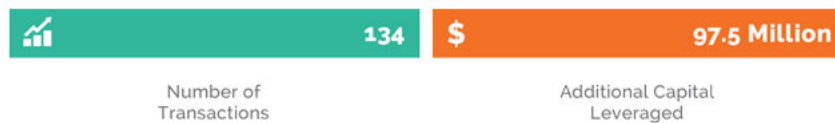
Fiscal Year-End 2016 (July 2015 – June 2016)



Information Technology: \$9.3M (29%)

Bioscience: \$21M (68%)

Clean Tech: \$550K (3%)

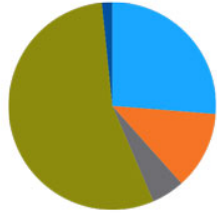


## SBI/CTNext

\$

2.8 M

SBI/CTNext Transactions



Small Business Innovation and Diversification Program (SBIDP) \$45K

SBIR Acceleration and Commercialization: \$725K

Entrepreneur Innovation Awards (EIA) \$141K

Technology Talent Bridge \$336K

CTNext Partners Contracts \$1.5M



197

Number of Transactions

\$

28.1 Million

Additional Capital Leveraged



1,860

Jobs Supported

## Debt and Specialty Finance

\$

9.3 Million

Debt and Specialty Finance Transactions



24

Number of Transactions

\$

8.5 Million

Additional Capital Leveraged



2,167

Jobs Supported

## Other Initiatives

\$

10 Million

REGENERATIVE MEDICINE RESEARCH FUND

Total transaction dollars

\$

4.9 Million

ANGEL INVESTOR TAX CREDIT PROGRAM

Total investments in 24 companies made by 65 angels

\$

20.6 Million

THE JACKSON LABORATORY

Total funded

All numbers are subject to change according to financial reporting.